

caracole



EDGE LAF LOVESEAT

m100-419-ll1-a


COLLECTION: MODERN EDGE

DIMENSIONS: 75.75W x 40D x 27.5H

The beautifully designed LAF loveseat lets you create the arrangement that best fits your space. Designer details include exquisite channel quilting that flows over each arm and back to create a visual ledge around the entire back side and finishes in Satin Ebony and Whisper of Gold. You're sure to be a fan of its complex neutral color palette of grays, slate, and taupe that intermingle to create an effect that's neither too warm nor too cold, too formal nor too casual. In fact, with its tailored beauty and limitless configurations, everything about the Edge sectional is just right. Embrace the art of fine living with this versatile modular sectional and enjoy its distinctive combination of style and sumptuous comfort.

CONSTRUCTION: Blendown cushion. | No sag seat. | Feather down pillows.

FINISH:





Satin Ebony



Whisper of Gold

FABRIC:



Body Fabric: 2682-
91CC-P
Performance

Pillow Fabric: 2-21" x
21" Pillows 8324-
89CC

2-19" x 19" Pillows
3208-09CC

1-14" x 20" Pillow
5131-71CC