

caracole



ESCHER


cla-423-461

COLLECTION: CARACOLE CLASSIC


DIMENSIONS: 61W x 20D x 34H

A modern take on the art of parquetry, this chest introduces a captivating geometric pattern that appears to recede from view. Magnetic catch doors fool the eye with a clever design, crafted from a mix of intricately pieced Dyed Tupelo, Japanese Sen, and Madrona Burl veneers. Coming to a subtle point at the center, a trim top apron reinforces the illusion. An Almost Black finish adds depth and dimension to its clean-lined form, minimally adorned by sleek metal ferrules and custom hardware in Brushed Deep Bronze.


FINISH:




Almost Black




Brushed Deep
Bronze



Otter



Woodland Gray



Dreamy Burl

